



**MCC**

**Real Tools, Real Quality**

® Since 1916 JAPAN

# Table of contents

Contents	Page No.
BOLT CUTTERS	7
HEAVY DUTY BOLT CUTTERS	
RATCHET ACTION BOLT CUTTER	9
BOLT CUTTERS (Aluminum Handles)	
ANGLED HEAD BOLT CUTTERS	
BOLT CUTTERS (Insulated Handles)	
STRAP CUTTERS	10
WIRE ROPE CUTTERS	
CABLE CUTTERS	
CABLE CUTTERS (Insulated Handles)	
COMPOUND LEVERAGE SNIPS	
COMPOUND LEVERAGE WIRE ROPE CUTTER	
CUTTER BENDERS	11
ROD CUTTERS	
HANDY CUTTERS	13
RATCHET WRENCHES (Double Sockets)	15
RATCHET WRENCHES (Single Socket)	
RATCHET WRENCHES (Long Double Sockets)	
RATCHET WRENCHES (Double Sockets with Single Long Neck)	16
SHORT RATCHET WRENCHES (Aluminum)	
SINGLE OFFSET WRENCHES	
SHORT RATCHET WRENCHES	
THREADED ROD CUTTERS	17
THREADED ROD WRENCHES	
THREADED ROD SOCKETS	
PLASTIC PIPE CUTTERS	19
PLASTIC TUBING CUTTERS (V-Shaped Blade)	21
A/C CONDUIT PIPE CUTTER	
PLASTIC TUBING CUTTER (Single Stroke, Quick Cut)	
TUBING CUTTERS (for Corrugated Stainless Steel Tubing)	
TUBING CUTTERS (with Ball Bearing Roller)	
INTERNAL PIPE CUTTERS	22
EXTRA-WIDE ADJUSTABLE WRENCH	
ADJUSTABLE WRENCHES (Heavy Duty)	
ADJUSTABLE WRENCHES (Short Handle)	
WATER PUMP PLIERS	
PIPE CUTTERS (Heavy Duty)	23
FOUR-WHEEL PIPE CUTTERS (with Bearing)	
PIPE VISES	
TRI-STAND PIPE VISES	
FOOT VISES	
TOOTHLESS SPUD WRENCH	
PIPE WRENCHES (Standard)	24
PIPE WRENCHES (Heavy Duty)	
PIPE WRENCHES (Aluminum Handles)	
PIPE WRENCHES (Aluminum Handles, Heavy Duty)	
PIPE WRENCHES (Slim Fit)	
CHAIN WRENCHES	
CORNER WRENCHES	25

**NEW** : New product

**REACH** : Meets REACH Compliance



[www.mccinter.com](http://www.mccinter.com)

# Who we are

---

MCC is one of the leading hand tool manufacturers in Japan, as well as one of the oldest companies in the industry. Since Mr. Anzai, the founder of MCC had started his casting factory in 1916, his never-give-up effort and wise investment for improving the product and quality had brought his company very much success towards a solid enterprises which owns not only manufacturing facilities, but also has its own in-house R&D department which constantly releases many innovative products year after year. To add to the list of accolades, MCC has three sales companies including an international sales office which provides an outlet to the international market.



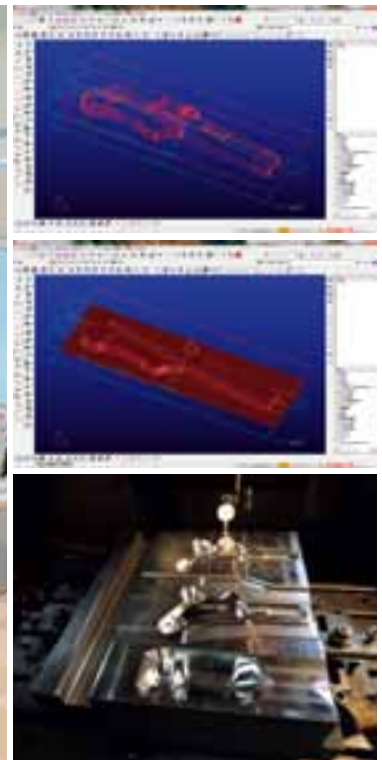
Mie-pref, JAPAN



# Research and Development

## - Unique tools and well-designed feature for the users

As the first manufacturer in Japan to mass-produce Bolt Cutters and Pipe Wrenches, MCC has been introducing numerous innovative products to the market. Through the years of activity in establishing the know-how and basis in R&D towards innovative and creative technologies, MCC currently is recognized as one of the top innovative manufacturers in the hand tools industry in Japan. PVC Pipe Cutter, Corner Wrench, Threaded Rod Cutter, Multi-Layer Wire Stripper and Foot Vises are the products that were developed from the end user's needs and originally designed by the team at MCC R&D department.



# First process after raw materials

MCC is known for its strict standards in its raw materials in the production of its hand tools. Through our research and development we can conclusively state that high quality raw materials is just as important as machining tolerances in the production and finish of the superiority of our tools. That's the reason why MCC sources our raw materials only from a few of the high-end Japanese steel manufacturers. After receive-in inspection of raw materials, the first process will take place in one of the MCC's plant such as casting or forging plant in Mie prefecture, Japan.



## Total Management

### - Strict Quality Control throughout the entire manufacturing process

Establishing manufacturing know-how and technologies for more than 90 years, MCC now owns and operates its own in-house forging and casting factory, heat treatment and surface treatment facilities along with hundreds of machining equipment. This allows us to monitor and manage the product quality at every process of manufacturing. While we appreciate our loyal customers and end users, we are responsible for quality control and safety of our products.





# Assembling and Final Quality Inspection

The lowest rate of defective or failure of a product is one of the key for staying on top of the market. Since the first MCC product was packaged in the box, our assembly line ensures that every single unit of a product is well-built and ready for tough work by manually operated inspection station for many years. Because the tool is a sort of an extension of the human body, we believe that the final test by humans is very important as the last health checkup of a product.



# Sufficient domestic stock for quick delivery

In order to meet our end-user's daily needs, we stock large volumes of inventory at our main warehouse in Japan by supplying the fulfillment request from the local stock distributors in each country. According to their requirements, air and sea shipments are leaving to our distributors and end user's on a daily basis.



# MCC Worldwide

---

We export products to more than 50 countries all over the world for the demands at job sites. MCC International Inc. in Osaka Japan and MCC USA Inc. in California maximize their marketing and product exposure in order to support MCC dealers and distributors. Our stocking distributors know that their professional users in their market can rely on the excellent quality of MCC products. MCC is now recognized as a worldwide brand for its high quality and reliability. That's why people call MCC, "Tool for Professional."





## BOLT CUTTERS

REACH



BC-0730

- Most popular and widely used with all purpose cuts adaptable from soft to medium hard materials. These bolt cutters give quick and easy cut of rods and bolts. Blades are drop forged from alloy tool steel and carefully heat-treated for maximum strength and wear resistance. All tubular handles except 300mm with ductile handles. 300mm-450mm clipper cut and 600mm-1050mm center cut. 350mm & 450mm center cut available at buyer's request.

Model No.	Size mm(inch)	Max Capacity(Dia.)/Metal Hardness			Weight Kg	Spare Blade No.
		80 HRB Rod	20 HRC Rod	36 HRC Rod		
BC-0730	300 (12")	5 (3/16")	5 (3/16")	3 (7/64")	0.65	BCE0030
BC-0735	350 (14")	6 (1/4")	6 (1/4")	5 (3/16")	0.95	BCE0035
BC-0745	450 (18")	8 (5/16")	8 (5/16")	6 (1/4")	1.45	BCE0045
BC-0760	600 (24")	10 (3/8")	10 (3/8")	8 (5/16")	2.50	BCE0060
BC-0775	750 (30")	13 (1/2")	13 (1/2")	10 (3/8")	3.85	BCE0075
BC-0790	900 (36")	16 (5/8")	14 (9/16")	11 (14/32")	5.90	BCE0090
BC-0710	1050 (42")	18 (1 1/16")	16 (5/9")	13 (1/2")	8.05	BCE0010

\*Handles painted red only for the US models



## HEAVY DUTY BOLT CUTTERS

REACH



- The best Bolt Cutter designed for any hard metal materials. Provides the well balanced quality among sharp cutting and durable blades.  
- Blades are center cut design on all sizes.

Model No.	Size mm(inch)	Max Capacity(Dia.)		Weight Kg	Spare Blade No.
		31 HRC Rod	40 HRC Rod		
BC-0945	450 (18")	6 (1/4")	6 (1/4")	1.45	BCE0945
BC-0960	600 (24")	8 (5/16")	8 (5/16")	2.50	BCE0960
BC-0975	750 (30")	10 (3/8")	9 (1 1/32")	3.85	BCE0975
BC-0990	900 (36")	12 (15/32")	10 (3/8")	5.90	BCE0990





# BOLT CUTTERS



## Perfect Aligned Cutting Edge

One of the most important features in MCC Bolt Cutters is the symmetrically aligned blade. It prolongs the life span of the blades by avoiding damage under rough use such as twisting or over capacity cutting.




## Side Adjustment

With the side adjustment we enabled our Bolt Cutters to significantly absorb the cutting shock, which reduces the physical stress on the user. The great difference between MCC Cutters and other cutters can be specially noticed while cutting hard materials.



## Gear Connection

The gear connection provides the highest reliable performance among bolt cutters. This required part in manufacturing Bolt Cutters is often disregarded by other companies in order to reduce the production cost, yet this simple fact ends up cutting a corner in quality and durability. The MCC gear connection manufactured with a precision machining process assures that each blade unit is in strict proportional dimension in order to serve the highest performance at any job site.



## Heavy Duty Vinyl Grips

This is the only soft part of in the Bolt Cutter, yet soft does not mean it can lack in quality. It is never comfortable to work with a tool without grip. The handles installed on MCC Bolt Cutter, though soft, are heavy duty and are able to withstand rough use.



## RATCHET ACTION BOLT CUTTER

REACH



- Drop forged from selected alloy tool steel and carefully heat-treated for durability. Ratchet action and special shape of cutting edges assure much easier cut of soft steel bar or reinforcing rod than conventional bolt cutters. Coarse rods or bars can be cut by the bottom part of edge and finer ones by the top of edge.

Model No.	Size mm(inch)	Max Capacity(Dia.)/Metal Hardness		Weight Kg	Spare Blade No.
		80 HRB Rod	20 HRC Rod		
RBC-3213	785 (31")	13 (1/2")	11 (14/32")	4.70	RBCE3213

## BOLT CUTTERS Aluminum Handles

REACH



- 30% lighter than conventional bolt cutters. Available with clipper cut only.

Model No.	Size mm(inch)	Max Capacity(Dia.)		Weight Kg	Spare Blade No.
		80 HRB Rod	36 HRC Rod		
BCA-250	250 (10")	5 (3/16")	3 (7/64")	0.38	BCE0025
BC-AL30	300 (12")	5 (3/16")	3 (7/64")	0.48	BCE0030
BCA-350	350 (14")	6 (1/4")	4 (5/32")	0.67	BCE0035
BCA-450	450 (18")	8 (5/16")	6 (1/4")	1.08	BCE0045

## ANGLED HEAD BOLT CUTTERS

REACH



- Made from carbon tool steel and carefully heat treated. Cutting edges are offset 30° from handles to cut materials on surface. Blades interchangeable with bolt cutters.

Model No.	Size mm(inch)	Max Capacity(Dia.)		Weight Kg	Spare Blade No.
		80 HRB Rod			
AC-0030	300 (12")	5 (1/4")		0.65	ACE0030
AC-0045	450 (18")	7 (5/16")		1.45	ACE0045
AC-0060	600 (24")	10 (3/8")		2.85	ACE0060

## BOLT CUTTERS Insulated Handles



- Same superior workability as our bolt cutters. Specially designed for cutting loaded cables and lines. Good up to 7,000V (test voltage 20,000V)

Handles are made of fiberglass and partially covered with rubber. Suitable for cutting cable for electrical works, power lines, transformer stations, communication lines, etc. Usable for low strength steel and aluminum.

Model No.	Size mm(inch)	Max Capacity(Dia.)		Weight Kg	Spare Blade No.
		80HRB(490N/mm)	20HRC(735N/mm)		
ZBC-450	470 (18")	7 (1/4")	7 (1/4")	1.3	BCE0045
ZBC-600	620 (24")	10 (3/8")	9 (5/16")	2.1	ZBCE600

## STRAP CUTTERS

REACH



- Easy to insert underneath straps with fitted angle of blades. Best workability and durability with our unique blade shape and mechanism. Suitable for cutting steel straps, tin plates, bearing hoops and plastic packaging straps.

Model No.	Size mm(inch)	Max Capacity	Weight Kg	Spare Blade No.
SC-0200	240 (9")	32x0.9 (1.1/4x1/32)	0.30	N.A.
SC-0201	450 (18")	51x1.2 (2x3/64)	1.10	SCE0201
SC-600	600 (24")	51x1.2 (2x3/64)	2.35	SCE600

## CABLE CUTTERS

REACH



- Designed specially for efficient cutting of soft aluminum or soft copper strands. Blades pass each other for clean, shear cutting of all cable strands. Hook blades force cable strands into jaws while cutting with practically no crushing or distortion.

Model No.	Size mm(inch)	Max Capacity(Dia.)	Weight Kg	Spare Blade No.
CC-0301	465 (18")	20 (13/16")	1.65	CCE0301
CC-0302	760 (30")	30 (13/16")	4.10	CCE0302
CC-0303	1065 (42")	50 (2")	9.00	CCE0303

## COMPOUND LEVERAGE SNIPS



- Innovative design with gear connection mechanism achieved a significant high cutting leverage for extremely easy cutting work for thicker materials which used to be cut by power tools or larger size of hand tools.

Model No.	Size mm (inch)	Max Capacity (Dia.)/ Metal Hardness	Weight g
PMU-240	240 (9")	1.2 Tin Plate	330

## WIRE ROPE CUTTERS

REACH



- An excellent cutter for steel wire rope. Notched blade holds and locks rope in cutting position. Shearing action of blades gives clean, sharp cutting of coarse or fine stranded materials with minimum distortion. Blades interchangeable with bolt cutters.

Model No.	Size mm(inch)	Max Capacity(Dia.) 1470N/mm²	Weight Kg	Spare Blade No.
WC-0245	450 (18")	8mm (5/16")	1.35	WCE0245
WC-0260	600 (24")	10mm (3/8")	2.30	WCE0260
WC-0275	750 (30")	14mm (9/16")	3.85	WCE0275
WC-0290	900 (36")	16mm (5/8")	5.50	WCE0290
WC-0210	1050 (42")	20mm (3/4")	8.50	WCE0210

## CABLE CUTTERS

### Insulated Handles



- Same superior workability as our cable cutters. Specially designed for cutting loaded cables and lines. Good up to 7,000V (test voltage 20,000V).  
Handles are made of fiberglass and partially covered with rubber. Suitable for cutting cable for electrical works, power lines, transformer stations, communication lines, etc. Do not use for cables with steel cores.

Model No.	Size mm(inch)	Max Capacity(Dia.)	Weight Kg	Spare Blade No.
ZCC-0201	535 (21")	20 (13/16")	1.15	ZCE0201

## COMPOUND LEVERAGE WIRE ROPE CUTTER



- Innovative design with gear connection mechanism achieved a significant high cutting leverage for extremely easy cutting work for thicker materials which used to be cut by both hands or bulky hand tools.

Model No.	Size mm (inch)	Max Capacity (Dia.)/ Metal Hardness	Weight g
PWC-210	210 (8")	6.0 Steel Wire Rope	310





## CUTTER BENDERS

REACH



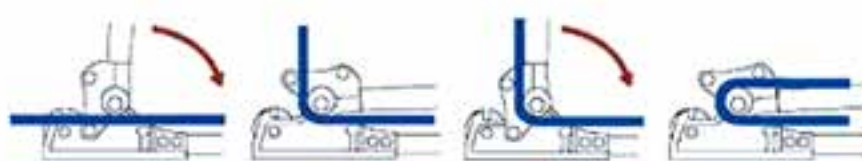
CB-0213



SCB-16


- Light weight and easy to handle.
- Suitable for cutting and bending reinforcing bars and rods.
- Portable compact design with well-balanced positioning of blades and rollers for suitability at job site work.

Model No.	Size mm(inch)	Cutting Capacity (Dia.) mm(inch)	Bending Capacity mm(inch)	Bending Diameter	Net Weight	Replacement Blade No.
CB-0213	1,050 (42")	10 (3/8", #3) - 13 (1/2", #4)	10 (3/8", #3) - 13 (1/2", #4)	1"	11.5kg (26lbs)	CBE0213
SCB-16	1,250 (50")	13 (1/2", #4) - 16 (5/8", #5)	13 (1/2", #4) - 16 (5/8", #5)	2 1/2"	17kg (38lbs)	SCBE16



## ROD CUTTERS

REACH



RC-0113

- Specially designed for clean cut of reinforcing rods of concrete. Blades and bolts are made from alloy tool steel and carefully heat treated for long durability.
- Note: RC-0113 has two cutting notches for small and large diameter materials, whereas RC-0116 has one notch.

Model No.	Size mm(inch)	Max Capacity(Dia.) For 590N/mm	Weight Kg	Spare Blade No.
RC-0113	1,050 (42")	13 (1/2")	10	CBE0213
RC-0116	1,250 (50")	16 (5/8")	15	SCBE16

\*For maximum service life and cutting/bending accuracy, MCC recommends that the base board be attached to the bottom of the rebar cutter/benders.



# CUTTER BENDERS

Model No. SCB-16



## Unique Shaped Blade

Avoids the damage especially when the long piece of rebar is cut. The long stick rebar tends to tilt or be away from the bottom of cutting hollow slot and occasionally cause the blade damages. MCC's new blade is designed for rebar to be on the bottom position while being guided by the blades.



## Strengthened Bending Mechanism

Many other model have weak point. When the #5(5/8) Grade60 is bent, the excessive force occurs on the roller. After numerous job site operations, the grease in the roller dries up and unfortunately, the roller pin occasionally will pop out. SCB-16 has reinforced pin-attaching system to minimize this damage for the toughest conditions.



## Enhanced Cam Mechanism

The leverage was improved by 30% less effort when the #5 Grade60 is cut by the cam mechanism. This allows us to obtain the most leverage at the maximum cutting point. This product provides the highest productivity.



## Improved Frame Base

MCC re-designed the frame outline and interior in constructing a well-balanced, compact, and light weight feature.



# HANDY CUTTERS

① MIDGET CUTTER™

REACH



⑨ MIDGET CABLE CUTTER

REACH



⑬ STAINLESS ALL PURPOSE SNIP

REACH



② STAINLESS MIDGET CUTTER

REACH



⑩ LATH CUTTER

REACH



⑭ FENCE CUTTER

REACH



③ MIDGET CUTTER SPECIAL

REACH



⑪ AVIATION SNIP

REACH



⑮ HARD STEEL CUTTER



④ MIDGET NIPPER

REACH



⑫ ALL PURPOSE SNIP

REACH



⑤ STAINLESS MIDGET NIPPER

REACH



⑥ END CUTTER

REACH



⑦ WIRE CUTTER

REACH



⑧ STRAP CUTTER

REACH



-Easy one hand cutting with superior performance and durability. Blade opening is adjustable.

Model No.	Size mm(inch)	Max Capacity (Dia.)/ Metal Hardness	Weight (g)
① : MC-0020	210 ( 8")	4.0 for Soft 80 HRB	280
② : SUSMC-02	210 ( 8")	4.0 for Soft 80 HRB	260
③ : MCS-0020	205 ( 8")	4.0 for Soft 80 HRB and 2.0 for Hard 31 HRC	270
④ : MN-0020	210 ( 8")	3.5 for Soft 80 HRB	270
⑤ : SUSMN-02	210 ( 8")	3.5 for Soft 80 HRB	240
⑥ : ME-0020	215 ( 8")	3.5 for Soft 80 HRB and 2.0 for Hard 31 HRC	290
⑦ : MS-0020	200 ( 7")	4.0 for Soft 80 HRB	240
⑧ : SC-0200	240 ( 9")	32 x 0.9	300
⑨ : CC-0300	215 ( 8")	3.0 for IV22mm2, VVF2mm3	260
⑩ : ML-0020	250 (10")	0.8 Tin Plate	280
⑪ : ASR-0101	225 ( 9")	0.6 Tin Plate	270
⑫ : MU-0020	210 ( 8")	0.8 Tin Plate	220
⑬ : SUSMU-02	210 ( 8")	0.8 Tin Plate	210
⑭ : MCF-200	210 ( 8")	3.0 for Soft 80 HRB	260
⑮ : HCS-0101	270 (10")	4.0 for 80HRB, 3.0 for 20HRC	440



# MIDGET NIPPER

- a simple nail cutting solution

Cut off Nail by one hand  
in a Quick, Easy and Safe way.



## 1. Flush Cut by angled blade

Cut off shiny nail-end that appears underneath the deck, roof or ceiling. After flush cut, you can place the new lumber without removing the old nails. This is how quickly you replace the fascia board.



## 2. One Hand Easy Cutting

With traditional cutters like cutting pliers you are struggling with the old nails on the ladder. It's very dangerous. This Bolt Cutter-like design gives you higher leverage and cuts even 16D Galvanized nail easily and safely.



## 3. Spring loaded handle

Speed-up your cutting work, like 1. 2. 3 !

Spring loaded handle keeps you going.

Instead of opening handles by fingers after each cuts, just let the cutter open. Spring action also allows you to hold the cutter in your palm securely.

# ALL PURPOSE SNIPS

Cuts anything from paper to steel.

- for all your utility cutting work

- Compact. Only 20cm (8" )

- Durable and sharp

- Anti-Slip Vinyl Grip



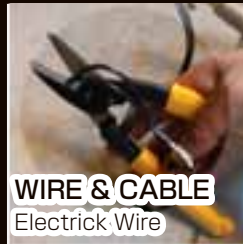
**STEEL**

Steel Strapping




**PLASTIC TUBING**

Plastic/Ruber  
Tubing



**WIRE & CABLE**

Electric Wire



**TREE BRANCHES**

Branch Trimming



**PAPER**

Opening Box

# MIDGET CUTTER™

Compact, yet Durable, Best 8" Bolt Cutter  
High Efficient Cutting cutters;

- 8" Pocket size design

- Spring loaded handle

Easier-to-use than

- Cutting pliers

- Aviation snips

The blade was designed in same way as Bolt Cutters so that you can rely on its quality and durability.

It is not just a cutter,  
it's a MCC MIDGET CUTTER,  
The original.



It's been sold  
extensively worldwide.

# MIDGET END CUTTER

Best for Roofing Contractors & Woodworkers.

Cut-off, Nip-off, and Pull-off nails.

3 ways to work.



# MIDGET CUTTER SPECIAL

For Harder Material Usage.

The blade is made of Japanese high carbon alloy steel with a special heat treatment process which maximizes the steel characteristics.





## RATCHET WRENCHES

### Double Sockets

REACH



- Drop forged from special alloy steel with chrome molybdenum insert. Features beautiful silver green finish, ideal for construction workers. Each wrench has two sizes and reversible ratchet with a press of thumb. Tapered handle is also used to align holes for bolts and nuts.


Model No.	Socket Size (mm)	Size (mm)	Weight Kg
RW-1012	10x12	225	0.22
RW-1013	10x13	225	0.22
RW-1014	10x14	225	0.22
RW-1113	11x13	225	0.19
RW-1214	12x14	225	0.17
RW-1317	13x17	270	0.33
RW-1319	13x19	312	0.45
RW-1415	14x15	270	0.33
RW-1417	14x17	270	0.30
RW-1719	17x19	312	0.45
RW-1721	17x21	312	0.45
RW-1722	17x22	355	0.70
RW-1921	19x21	312	0.45
RW-1922	19x22	355	0.70
RW-1924	19x24	355	0.70
RW-2124	21x24	355	0.70
RW-2126	21x26	355	0.70
RW-2127	21x27	355	0.70
RW-2224	22x24	355	0.70
RW-2227	22x27	355	0.70
RW-2326	23x26	355	0.70
RW-2426	24x26	355	0.70
RW-2427	24x27	355	0.70
RW-2430	24x30	400	1.05
RW-2632	26x32	400	1.05
RW-2730	27x30	400	1.10
RW-2732	27x32	400	1.08
RW-3032	30x32	400	1.18
RW-3235	32x35	443	1.50
RW-3236	32x36	443	1.47
RW-3541	35x41	488	2.12
RW-3641	36x41	488	2.14



## RATCHET WRENCHES

### Single Socket

REACH



- Features short neck single sockets for easy operation in narrow spots.

Model No.	Socket Size (mm)	Size (mm)	Weight Kg
RWS-0617	17	250	0.27
RWS-0619	19	290	0.43
RWS-0621	21	290	0.43
RWS-0622	22	330	0.60
RWS-0624	24	330	0.60
RWS-0626	26	330	0.68
RWS-0627	27	330	0.68
RWS-0630	30	370	1.06
RWS-0632	32	370	1.06
RWS-0635	35	410	1.52
RWS-0636	36	410	1.54
RWS-0641	41	450	2.14



## RATCHET WRENCHES

### Long Double Sockets

REACH



- Features long neck double sockets for easy operation in deep spots.

Model No.	Socket Size (mm)	Size (mm)	Weight Kg
RWD-1012	10Lx12L	210	0.23
RWD-1013	10Lx13L	210	0.23
RWD-1014	10Lx14L	210	0.23
RWD-1113	11Lx13L	210	0.23
RWD-1214	12Lx14L	210	0.23
RWD-1314	13Lx14L	210	0.23
RWD-1317	13Lx17L	250	0.34
RWD-1417	14Lx17L	250	0.34
RWD-1719	17Lx19L	290	0.54
RWD-1721	17Lx21L	290	0.54
RWD-1921	19Lx21L	290	0.54
RWD-1924	19Lx24L	350	0.94

## RATCHET WRENCHES

REACH Double Sockets with Single Long Neck



- Features double sockets with long and short necks for easy operation in deep spots.

Model No.	Socket Size (mm)	Size (mm)	Weight Kg
RWL-1317	13x17L	270	0.36
RWL-1417	14x17L	270	0.36
RWL-1719	17x19L	312	0.50
RWL-1721	17x21L	312	0.52
RWL-1921	19x21L	312	0.52
RWL-1924	19x24L	355	0.60
RWL-2127	21x27L	355	0.90
RWL-2427	24x27L	355	1.00
RWL-2430	24x30L	400	1.15
RWL-2732	27x32L	400	1.30

## SHORT RATCHET WRENCHES

REACH Aluminum



- Drop forged aluminum body features light weight maneuverability with tapered and bent end.

Model No.	Socket Size (mm)	Size (mm)	Weight Kg
RAS-1719	17x19	240	0.25
RAS-1721	17x21	240	0.25
RAS-1921	19x21	240	0.25

## SINGLE OFFSET WRENCHES

REACH



- 13 sizes available with tapered handle. Must haves for steel frame and bridge construction workers.

Model No.	Socket Size (mm)	Size (mm)	Weight Kg
OW-0114	14	241	0.12
OW-0117	17	313	0.22
OW-0119	19	335	0.28
OW-0121	21	351	0.34
OW-0122	22	351	0.35
OW-0124	24	373	0.44
OW-0126	26	392	0.54
OW-0127	27	390	0.51
OW-0130	30	413	0.71
OW-0132	32	429	0.80
OW-0135	35	467	1.10
OW-0136	36	467	1.06
OW-0141	41	505	1.40

## SHORT RATCHET WRENCHES

REACH



- Features short handle with tapered and bent end.

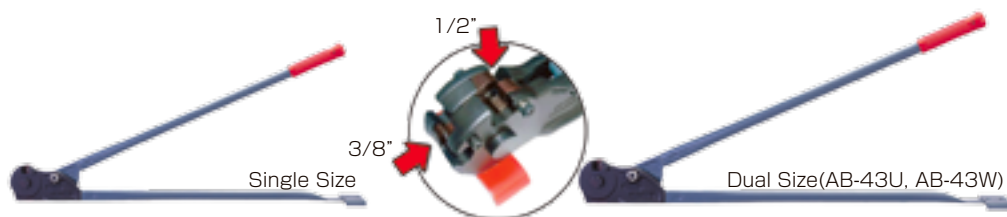
Model No.	Socket Size (mm)	Size (mm)	Weight Kg
RS-1719	17x19	240	0.41
RS-1721	17x21	240	0.41
RS-1921	19x21	240	0.41





## THREADED ROD CUTTERS

REACH



Vertical Cut  
cuts rod in air



Ratchet Action (RAB)

- Designed to cut mild steel threaded rod.
- Unique die design protects threaded rod from damage while cutting.
- No cleaning and deburring work necessary after cut. Just screw the nut on cut end.
- 2X Lifetime by Double sided Die Design. Easy to replace dies.(Size 3/8" , 1/2" only)
- Threaded rod cutter with ratchet motion, excellent for in-place rod cutting. (RAB)
- Spring loaded pin protects user from injury by securing cut piece to tool. (RAB)



1. Set



2. Cut



3. Nut

Model No.	Cutting Capacity	Length	Weight	Replacement Dies No.	Double Sided Dies
For Unified National Coarse (UNC) Thread					
AB-3U	3/8" UNC	766 (29")	4kg (8lbs)	ABE3U	Yes
AB-43U	1/2" & 3/8" UNC	975 (37")	7kg (15lbs)	ABE4U & ABE3U	Yes
RAB-3U	3/8" UNC	568 (23")	2.3kg (6lbs)	ABE3U	Yes
For British Whitworth (W) Thread					
AB-0203	W3/8"	766 (29")	4kg (8lbs)	ABE0103	Yes
AB-43W	W1/2" & W3/8"	975 (37")	7kg (15lbs)	ABE0104 & ABE0103	Yes
RAB-3W	W3/8"	568 (23")	2.3kg (6lbs)	ABE0103	Yes
For Metric Thread					
AB-M8	M8	766 (29")	4kg (8lbs)	ABEM10 or ABEM8	Yes
AB-M10	M10	766 (29")	4kg (8lbs)	ABEM10 or ABEM8	Yes
RAB-M8	M8	568 (23")	2.3kg (6lbs)	ABEM10 or ABEM8	Yes
RAB-M10	M10	568 (23")	2.3kg (6lbs)	ABEM10 or ABEM8	Yes

NOTE: M12 dies is also available as a replacement dies for AB-43U or AB-43W.

Metric dies(single side) for UNC or Whitworth model are also available per request.



## THREADED ROD WRENCHES

REACH



ABW-030 & ABW-040



- Grabs threaded rod without damaging by the unique lock mechanism.
- Take this pocket size tool instead of pliers for threaded rod installation.

Model No.	Capacity	Length	Weight g (lbs)
ABW-030	3/8"	114mm (4.1/2")	225g (0.5)
ABW-040	1/2"	114mm (4.1/2")	225g (0.5)



## THREADED ROD SOCKETS

REACH



BSW-030 & BSW-040



- Put on Cordless Drill to tighten or loosen threaded rod in seconds without damaging thread.


Model No.	Capacity	Length	Weight g (lbs)
BSW-030	3/8"	65mm (2.1/2")	110g (0.3)
BSW-040	1/2"	65mm (2.1/2")	110g (0.3)

***THREADED ROD CUTTER***


***CLEAN CUT***


***in seconds***



 **TIME SAVING!** Just place a nut on after cut. No grinding, No cleaning necessary on rod.

**2X MONEY SAVER!** Double Sided Cutting Die lasts twice as long.

 **SAFETY!** No Flame, No Spark, Reduce risk of injury related to threaded rod cutting.

 **NO POWER NECESSARY:** Use at any job site.



## PLASTIC PIPE CUTTERS

REACH



VC-0327



VC-0334



VC-0342



VC-0348



VC-0363

- Ergonomic Handle Design gives you less stress during operation.
- Quick Release Blade mechanism: It's not necessary to open the handle with both hands to release the blade.
- Extreme Cutting Leverage Design: less effort & less work in operation.
- Simple Blade Exchange: Only two steps to exchange the blade. Less risk to lose any parts (except VC-0363)
- Compact Design: While still in a small and compact unit, the VC-0334 & 0348 still has the ability to cut larger pipe.

Model No.	Product Code	Cutting Capacity Pipe O.D. mm (inch)	Weight g (lbs)	Replacement Blade No.
VC-0327	VC-27ED	up to 27mm (1")	260g (0.6)	VCE0327
VC-0334	VC-34ED	up to 34mm (1.1/3")	290g (0.6)	VCE0334
VC-0342	VC-42ED	up to 42mm (1.5/8")	420g (0.9)	VCE0342
VC-0348	VC-48ED	up to 48mm (1.7/8")	400g (0.9)	VCE0348
VC-0363	VC-63ED	up to 63mm (2.1/2")	650g (1.4)	VCE0363

NOTE: VC-0342 comes with a jaw attachment. (yellow object in the picture)



A hole on blade can be used for reaming outside of pipe.

Rectangle tubing materials can be cut by using a jaw attachment (color yellow object in the picture) as an optional part for Item No. VC-0342.

## TRADITIONAL SERIES



VC-0220



VC-0242



VC-0163

- Simple Mechanism with the less components.
- Original design since 1979 when patented in the US.

### PATENT NO.

US: 4084317, RE30613

GB: 158648, FR: 7711596

DE: 2716841, IT: 1083234

Model No.	Product Code	Cutting Capacity Pipe O.D. mm (inch)	Weight g (lbs)	Replacement Blade No.
VC-0220	VC-26A	up to 26mm (1")	265g (0.6)	VCE0220
VC-0242	VC-42A	up to 42mm (1.5/8")	460g (1.0)	VCE0242
VC-0163	VC-63	up to 63mm (2.1/2")	1,070g (2.4)	VCE0163



## ***PLASTIC PIPE CUTTERS***



***New advanced design series, five different sizes completed.***

### **Ergonomic Handle**



Enjoy using this cutter while reducing stress on your hands with our specially designed handle.

### **Reinforced Mechanism**



Rust-Free spring and heavy duty ratchet gear sustain a good working condition at any job site.

### **Quick Release**



True one hand operation allows you to continue cutting from one cut to the next without leaving the pipe.

## PLASTIC TUBING CUTTERS



REACH

### V-Shaped Blade



JTC-37



JTC-42


- Clean cut without deformation of pipes by unique V-shape blades. Good for polybutane, polyethylene, rubber tubes and soft plastic pipes. JTC-42 can cut both sleeve pipes and inner pipes simultaneously. Palm size and light weight.

Model No.	Maximum Capacity Outer Dia.mm	Weight Kg	Spare Blade No.
JTC-37	37	0.22	JTCE37
JTC-42	42	0.40	JTCE42

## A/C CONDUIT PIPE CUTTER



REACH



- Designed for cutting ducts and covers of three sizes for air-conditioning. A cover and a duct can be cut together. (see below picture) Equipped with quick opening mechanism and safety stopper.

Model No.	Size (mm)	Weight (kg)	Spare Blade
ADC-101	305	660	ADCE101

## PLASTIC TUBING CUTTER

### Single Stroke, Quick Cut



- Installed a reversible blade which provides an extra spare blade.
- Quick and easy continuous cutting work by spring loaded handle with long lasting aluminum handle

Model No.	Cutting Capacity Pipe O.D.	Weight	Spare Blade No.
JPC-37	37mm (1.7/16")	0.15kg (0.3lbs)	JPCE37

## TUBING CUTTERS

REACH

### for Corrugated Stainless Steel Tubing



- Designed for use in restricted spaces on small diameter. Light weight and durable aluminum body. Good for CSST(Corrugated Stainless Steel Tubing), Soft Copper, brass, and Plastic Tubing.

Model No.	Maximum Capacity	Weight Kg	Spare Blade No.
FTC-20	8-20 (5/16"-13/16")	0.24	FTCE20A
FTC-25	8-25 (5/16"-1")	0.27	FTCE32A
FTC-32	20-32 (1"-1.1/4")	0.29	FTCE32A

## TUBING CUTTERS

REACH

### with Ball Bearing Roller



Six individually installed stainless steel ball bearings provide you with an accurate and effortless cut.

The compact design of MCC Tubing Cutters gives you a shorter range of motion and greater maneuverability.

An Ergonomically Designed handle allows you to attain a comfortable, yet firm grip while you work.

- MCC Tubing Cutters are designed specifically to make clean rotational cuts; whether you are cutting Copper Tubing or Stainless Steel Tubing without the need to replace the cutting wheel.
- Well-designed components provide longer lasting sustainability making the cutter highly economical.
- Compact & lightweight design increases your productivity.
- Ergonomically designed knob reduces stress on your hands substantially.
- The heavy-duty cutting wheel with a bearing inside maximizes the durability of the cutting wheel when cutting stainless steel tubing.

Model No.	Cutting Capacity Pipe O.D.	Weight Kg	Spare Cutting Wheel
TC-28	28mm (1.125")	0.15	TCE32
TC-32	32mm (1.375")	0.31	TCE32
TC-42	42mm (1.654")	0.41	TCE32

## INTERNAL PIPE CUTTERS

REACH



- For trimming tubing below floor or above ceiling installations. No scratch on the floors. Good for PVC pipes.

Model No.	Capacity Outer dia.	Cutting Depth (mm)		Weight Kg	Spare Blade No.
		From pipe end	From floor		
IPC-0050	48-60mm	30-100	0-55	1.00	IPCE0050
IPC-0100	76-114mm	40-120	0-70	2.07	IPCE0100

## EXTRA-WIDE ADJUSTABLE WRENCH

REACH



- 92mm, the largest jaw opening with compact handle for larger size of application where the conventional model cannot handle.
- Designed for tightening/loosening a large hex nut with a short handle or extension handle as standard accessory. Avoids any surface damage that pipe wrench does.
- Professional use, made of the drop forged steel.

Model No.	Jaw opening mm (inch)	Safety operation torque (Hex size)	Weight Kg
MWW-92	16 - 92mm (5/8" - 3 5/8")	400Nm (80mm) 300Nm (60mm)	0.7

## ADJUSTABLE WRENCHES

REACH

### Heavy Duty



- Heavy duty and professional quality made of high grade of alloy carbon steel and drop forged process.
- Square type knurl reduces jaw tolerance.
- Precision manufacturing for firm gripping to avoid slippage.

	Model No.	Size mm (inch)	Max Jaw opening mm (inch)	Weight Kg
NEW	MW-HD10	100 (4")	13 (1/2")	0.05
NEW	MW-HD15	150 (6")	20 (13/16")	0.11
NEW	MW-HD20	200 (8")	24 (15/16")	0.23
NEW	MW-HD25	250 (10")	29 (11/8")	0.40
NEW	MW-HD30	300 (12")	34 (1 5/16")	0.62
NEW	MW-HD37	375 (15")	44 (1 3/4")	1.26

## ADJUSTABLE WRENCHES

REACH

### Short Handle




- Can be used in tight area where the conventional model cannot be used due to long handle.
- Professional quality made of high grade of alloy carbon steel and drop forged process.
- Precision manufacturing for firm gripping to avoid slippage.

	Model No.	Size mm (inch)	Jaw opening mm (inch)	Weight Kg
NEW	EMSW-26	117 (4.6")	7(1/4") to 26(1")	0.10
NEW	EMSW-30	142 (5.6")	8(5/16") to 30(1 3/16")	0.16
NEW	EMSW-38	157 (6.2")	8(5/16") to 38(1 1/2")	0.22
NEW	EMSW-49	184 (7.2")	12(1/2") to 49(1 15/16")	0.45

## WATER PUMP PLIERS

REACH



Standard (Model WPP)

Heavy Duty (Model WPD)

Multi Purpose (Model WPS)

- All models: professional quality made of the high grade of alloy carbon steel and by precision manufacturing for firm gripping on various shapes of work object such as bolt head, nut & pipes.
- Model WPD: designed for heavy duty featured by Tongue & Groove design.
- Model WPS: equipped with screw driver and designed for large variety of work object. More adjusting steps provide more detail jaw adjustment.

	Model No.	Size mm (inch)	Jaw opening mm (inch)	No. of Adjustment	Adjustment	Weight Kg
NEW	WPP-250	253(10")	48(1 7/8")	5	Pin	0.34
NEW	WPD-250	258(10")	45(1 3/4")	5	Tongue & Groove	0.35
NEW	WPD-300	315(12")	65(2 9/16")	7	Tongue & Groove	0.54
NEW	WPS-250	253(10")	48(1 7/8")	9	Pin	0.30

## PIPE CUTTERS

REACH Heavy Duty



- Heavy duty design for professional use, fast & clean pipe cutting.

Model No.	Capacity Outer Dia (US Pipe size)	Weight Kg	Spare Blade No.
PC-0101	13 - 40mm (1/4")	1.5	PCE0112
PC-0102	13 - 63mm (2")	2.5	PCE0112
PC-0103	21 - 90mm (3")	3.8	PCE0103

## PIPE VISES

REACH



- Made from tough ductile iron. Hardened high carbon steel jaws, assure firm gripping. Special modes for plastic coated pipes available with finer teeth.

Model No.	Capacity Outer Dia (US Pipe size)	Weight Kg
PV-0200	63mm (2")	3
PV-0201	90mm (3")	6
PV-0202	114mm (4")	9
PV-0203	130mm (5")	14

## FOOT VISES

REACH



- Heavy duty foot vises are made from tough ductile iron with easily replaceable jaws of hardened high carbon steel. Portable and stable grip for piping work on the ground instead of two pipe wrenches.  
- Jaws self-adjustment allows quick and solid setting to varying pipe sizes.  
Spring suspension eliminates a chance of jaws jamming or locking on pipes.

Model No.	Size (mm)	Capacity Outer Dia (US Pipe size)	Weight Kg
FV-0110	390	40mm (1/2" - 1.1/4")	2.8
FV-0120	460	63mm (1.1/4" - 2")	5.5
FV-0130	360	165mm (1.1/2" - 6")	6.5

## FOUR-WHEEL PIPE CUTTERS

REACH with Bearing



- Designed for work in area where a complete turn is impossible such as pipe against wall or ceiling. Only 130 degree swing to make a complete cut. Cuts stainless steel pipe with no problems.  
- Bearing installed at every cutter wheels for smooth operation and precision cutting avoiding it from spiral rotation. (Available only PCFB-50)  
- Easy setting by quick open-close design.

	Model No.	Capacity Outer Dia (US Pipe size)	Weight Kg	Bearing	Spare Blade No.
NEW	PCFB-25	21 - 38mm (1/2" - 1")	1.3kg	NO	PCFBE25
NEW	PCFB-50	21 - 64mm (1/2" - 2")	2.3kg	YES	PCFBE50

Please note that PCFB-25 is NOT equipped the bearing for cutter wheels.

## TRI-STAND PIPE VISES

REACH



- Foldable tri-stand for easy carrying in or carrying out with Heavy Duty Pipe Vise of PV series.  
- Provides firm gripping at any job site.

Model No.	Capacity Outer Dia (US Pipe size)	Weight Kg
VL-0100	63mm (2")	11
VL-0101	90mm (3")	16

## TOOTHLESS SPUD WRENCH

REACH



- Smooth surface of jaw avoids any scratch or damages on plumbing surface. Ideal for finishing work such as kitchen, bathroom and restroom plumbing.

Model No.	Size (mm)	Weight Kg	Max jaw opening	Maximum load at 180mm point from work center
TWMA-260	260	0.28	70mm	100kgf



## PIPE WRENCHES

### Standard



- Guaranteed strength as industrial standard. Sturdy ductile cast-iron handle. Full floating hook jaw with spring suspension for instant grip and easy release.

Model No.	Size	Capacity Outer Dia (US Pipe size)	Weight Kg
PW-SD15	150	22mm (1/2")	0.20
PW-SD20	200	28mm (3/4")	0.35
PW-SD25	250	34mm (1")	0.65
PW-SD30	300	43mm (1.1/4")	0.95
PW-SD35	350	49mm (1.1/2")	1.30
PW-SD45	450	61mm (2")	2.05
PW-SD60	600	77mm (2.1/2")	3.20
PW-SD90	900	102mm (3.1/2")	7.00

## PIPE WRENCHES

### Heavy Duty



- Guaranteed heavy duty strength with drop forged steel handle. Full floating hook jaw with spring suspension for easy grip and release.

Model No.	Size	Capacity Outer Dia (US Pipe size)	Weight Kg
PW-AD15	150	22mm (1/2")	0.20
PW-AD20	200	28mm (3/4")	0.35
PW-AD25	250	34mm (1")	0.60
PW-AD30	300	43mm (1.1/4")	0.95
PW-AD35	350	49mm (1.1/2")	1.30
PW-AD45	450	61mm (2")	2.00
PW-AD60	600	77mm (2.1/2")	3.35
PW-AD90	900	102mm (3.1/2")	7.00

Pipe wrenches for Plastic Coated Pipes are also available on request.

## PIPE WRENCHES

### Aluminum Handles



- Guaranteed heavy duty strength with light weight Aluminum handle. Full floating hook jaw with spring suspension for easy grip and release.

Model No.	Size	Capacity Outer Dia (US Pipe size)	Weight Kg
PW-AL25	250	34mm (1")	0.50
PW-AL30	300	43mm (1.1/4")	0.70
PW-AL35	350	49mm (1.1/2")	0.95
PW-AL45	450	61mm (2")	1.55
PW-AL60	600	77mm (2.1/2")	2.45
PW-AL90	900	102mm (3.1/2")	5.00

## PIPE WRENCHES

### Aluminum Handles, Heavy Duty



- Drop forged Aluminum handle features both heavy duty strength and ultra light weight. Full floating hook jaw with spring suspension for easy grip and release. Special feature for larger diameter capacity.

Model No.	Size	Capacity Outer Dia (US Pipe size)	Weight Kg
PWDAL25	250	43mm (1.1/4")	0.46
PWDAL30	300	49mm (1.1/2")	0.68
PWDAL35	350	61mm (2")	0.91
PWDAL45	450	77mm (2.1/2")	1.39
PW-DA600	600	89mm (3")	1.86
PW-DA900	900	114mm (4")	3.41

Pipe wrenches for Plastic Coated Pipes are also available on request.

## PIPE WRENCHES

### Slim Fit




- Thin pipe wrench designed for tight place or limited surface to grab on fittings and pipes. 30% thinner than conventional pipe wrench.  
- Extra best grade of aluminum materials with latest forging technology maintain professional strength.

	Model No.	Size mm(inch)	Capacity Outer Dia (US Pipe size)	Jaw width mm(inch)	Weight Kg
NEW	PWTD300	300 (12")	49mm (1 1/2")	13	0.6
NEW	PWTD350	350 (14")	61mm (2")	13	0.68

## CHAIN WRENCHES

### REACH



- Designed to provide leverage for the work in close quarters. Four sizes are available.

Model No.	Size (mm)	Capacity Outer Dia (US Pipe size)	Weight Kg
MT-0000	230	14 - 49mm (1.1/2")	0.35
MT-0010	300	14 - 89mm (3.1/2")	0.90
MT-0015	415	17 - 114mm (4.1/2")	1.44
MT-0020	510	27 - 165mm (6.1/2")	2.70



# CORNER WRENCHES

REACH



## Forged Steel Handle

Model No.	Size [mm]	Capacity Outer Dia (US Pipe size)	Weight kg (lbs)
CW-250	250	13 - 35mm (1/4 - 1")	0.6 (1.3)
CW-300	300	16 - 44mm (3/8 - 1.1/4")	0.9 (2.0)
CW-350	350	21 - 51mm (1/2 - 1.1/2")	1.2 (2.6)
CW-450	450	33 - 70mm (1 - 2")	1.9 (4.1)

## Forged Aluminum Handle

Model No.	Size [mm]	Capacity Outer Dia (US Pipe size)	Weight kg (lbs)
CWALAD25	250	13 - 35mm (1/4 - 1")	0.4 (0.8)
CWALAD30	300	16 - 44mm (3/8 - 1.1/4")	0.6 (1.3)
CWALAD35	350	21 - 51mm (1/2 - 1.1/2")	0.7 (1.5)
CWALAD45	450	33 - 70mm (1 - 2")	1.2 (2.6)

## Cast Aluminum Handle

Larger size

Model No.	Size [mm]	Capacity Outer Dia (US Pipe size)	Weight kg (lbs)
CW-AL60	600	48 - 90mm (1.1/2 - 3")	3.0 (6.5)
CW-AL90	900	76 - 115mm (2.1/2 - 4")	5.0 (10.5)



Jaws made of high carbon alloy steel with a careful heat treatment provides a long life span with tight grip.



Ratchet like action jaw frame. Because the frame swivels, you can get your job done quickly even in tight spaces.



I-beam structure for both light weight and strength.

## Materials to be used

- Pipes & Nipples
- Nuts & Bolts
- Valves
- Caps



- 90 degree offset handle and compact head design allows you to reach any tight spaces; allowing you to grab pipes/nipples/nuts, which saves you time by avoiding making room for an ordinary pipe wrench.
- The most compact movable jaws. No jaw-end comes out from the frame versus ordinary offset pipe wrench. The more compact it is, the more room you can get to work with. Look at the compact movable jaw versus the ordinary offset wrench shown in the figure to the right. MCC designed the most compact head so that nothing would obstruct your operation in tight spaces.
- Spring loaded jaw frame provides a ratchet like action for quicker operation in tight spaces, which allows you to keep tightening/loosing pipes in tight spaces.
- Size adjustment can be done very quickly by turning a worm gear.



Pipe in a tight space



While pipe wrench is struggling...

***CornerWrench™***

***Gets your job done!***





– Main Factory –

**MCC CORPORATION**

1814 Takachayakomoricho, Tsu-city,  
Mie 514-0817, Japan

– International Sales Office –

**MCC INTERNATIONAL INC.**

Sanko Bldg. Room 507, 3-9, 1-Chome, Minamihonmachi,  
Chuo-Ku, Osaka, 541-0054, Japan  
Phone: 81-6-6264-0361 Fax: 81-6-6271-7798  
E-mail: [info@mccinter.com](mailto:info@mccinter.com)  
Website: [www.mccinter.com](http://www.mccinter.com)

– US sales office & warehouse –

**MCC USA INC.**

3715 Market St STE109 Glendale, CA 91208 USA  
Phone: 01-818-957-6332 Fax: 01-818-249-1807  
E-mail: [info@mccusainc.com](mailto:info@mccusainc.com)  
Website: [www.mccusainc.com](http://www.mccusainc.com)



ISO 9001  
JQA-QMA13612

The design, development and manufacture of  
hand tools and power tools.

